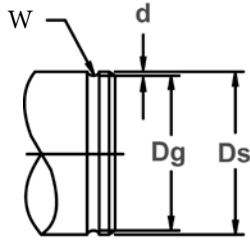


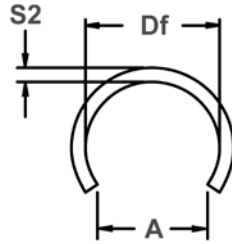


SLC/SLO SHC/SHO 同心型止め輪

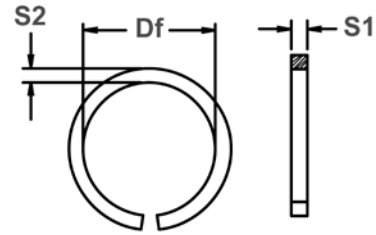
軸用 同心型止め輪 (インチ)
板状鋼線を使用
軸に加工した溝に嵌め込み
溝からはみ出ている部分が受けとして働き
部品を固定。



軸径 & 溝寸法



自由径 & 止め輪寸法



原材料: SAE 1060-1075

止め輪 番号		軸径		溝寸法			止め輪寸法						
				溝径		溝巾	深さ	自由径		板幅		自由 間隙径	
閉鎖型*	開放型*	Ds DEC	Ds mm	Dg	公差	W ±.002	d	Df	公差	S1	公差	S2 ±.005	A 最大
SHC-25	SHO-25	.250	6.35	.234	+.003 -.000	.036	.008	.230	+ .000 -.020	.031	±.002	.031	.210
SLC-31	SLO-31	.312	7.92	.296		.036	.008	.290		.031		.031	.260
SHC-31	SHO-31	.312	7.92	.292		.045	.010	.287		.039		.039	.260
SLC-37	SLO-37	.375	9.53	.357		.041	.009	.350		.035		.035	.315
SHC-37	SHO-37	.375	9.53	.351		.052	.012	.344		.046		.046	.310
SLC-43	SLO-43	.437	11.10	.417		.045	.001	.410		.039		.039	.370
SHC-43	SHO-43	.437	11.10	.409		.062	.014	.403		.055		.055	.360
SLC-50	SLO-50	.500	12.70	.476		.052	.012	.469		.046		.046	.420
SHC-50	SHO-50	.500	12.70	.468		.069	.016	.461		.062		.062	.410
SLC-56	SLO-56	.562	14.27	.530		.069	.016	.523		.062		.062	.470
SHC-56	SHO-56	.562	14.27	.526	.078	.018	.519	.071	.071	.465			
SLC-62	SLO-62	.625	15.88	.597	.062	.014	.590	.055	.055	.525			
SHC-62	SHO-62	.625	15.88	.585	.085	.020	.578	.078	.078	.515			
SLC-68	SLO-68	.687	17.45	.659	.062	.014	.652	.055	.055	.580			
SHC-68	SHO-68	.687	17.45	.647	.085	.020	.640	.078	.078	.570			
SLC-75	SLO-75	.750	19.05	.718	.069	.016	.711	.062	.062	.630			
SHC-75	SHO-75	.750	19.05	.704	.100	.023	.694	.093	.093	.625			
SLC-81	SLO-81	.812	20.62	.780	.069	.016	.773	.062	.062	.690			
SHC-81	SHO-81	.812	20.62	.766	.100	.023	.759	.093	.093	.675			
SLC-87	SLO-87	.875	22.23	.839	.078	.018	.831	.071	.071	.735			
SHC-87	SHO-87	.875	22.23	.821	.117	.027	.813	.109	.109	.725			
SLC-93	SLO-93	.937	23.80	.901	.078	.018	.893	.071	.071	.790			
SHC-93	SHO-93	.937	23.80	.883	.117	.027	.875	.109	.109	.775			
SLC-100	SLO-100	1.000	25.40	.960	.085	.020	.950	.078	.078	.850			
SHC-100	SHO-100	1.000	25.40	.938	.133	.031	.928	.125	.125	.825			
SLC-106	SLO-106	1.062	26.97	1.022	.085	.020	1.012	.078	.078	.895			
SHC-106	SHO-106	1.062	26.97	1.000	.133	.031	.990	.125	.125	.880			
SLC-112	SLO-112	1.125	28.58	1.079	.100	.023	1.068	.093	.093	.950			
SHC-112	SHO-112	1.125	28.58	1.055	.148	.035	1.044	.140	.140	.930			
SLC-118	SLO-118	1.187	30.15	1.141	.100	.023	1.130	.093	.093	1.000			
SHC-118	SHO-118	1.187	30.15	1.117	.148	.035	1.106	.140	.140	.980			
SLC-125	SLO-125	1.250	31.75	1.196	.117	.027	1.184	.109	.109	1.050			
SHC-125	SHO-125	1.250	31.75	1.172	.164	.039	1.160	.156	±.003	.156	1.030		
SLC-131	SLO-131	1.312	33.32	1.258	.117	.027	1.246	.109	±.002	.109	1.100		
SHC-131	SHO-131	1.312	33.32	1.234	.164	.039	1.222	.156	±.003	.156	1.085		
SLC-137	SLO-137	1.375	34.93	1.315	.128	.030	1.304	.120	±.002	.120	1.150		
SHC-137	SHO-137	1.375	34.93	1.289	.180	.043	1.276	.172	±.003	.172	1.125		
SLC-143	SLO-143	1.437	36.50	1.377	.128	.030	1.364	.120	±.002	.120	1.205		
SHC-143	SHO-143	1.437	36.50	1.351	.018	.043	1.338	.172	±.003	.172	1.180		
SLC-150	SLO-150	1.500	38.10	1.438	.133	.031	1.424	.125	±.002	.125	1.260		
SHC-150	SHO-150	1.500	38.10	1.406	.195	.047	1.392	.187	±.003	.187	1.245		
SLC-162	SLO-162	1.625	41.28	1.563	.133	.031	1.547	.125	±.002	.125	1.375		
SHC-162	SHO-162	1.625	41.28	1.531	.195	.047	1.516	.187	±.003	.187	1.350		
SLC-175	SLO-175	1.750	44.45	1.672	.164	.039	1.657	.156		.156	1.475		

単位: inch

* (注) H = 重荷重用; L = 軽荷重用
硬さ: 全サイズ: HRC 46 ~ 53

