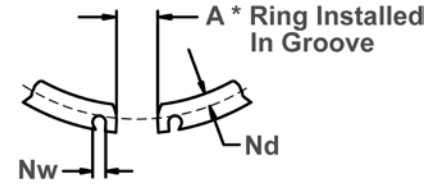
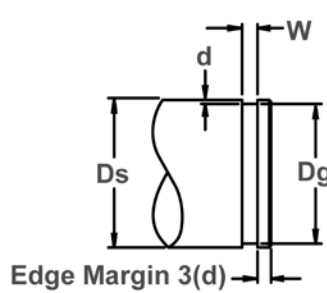
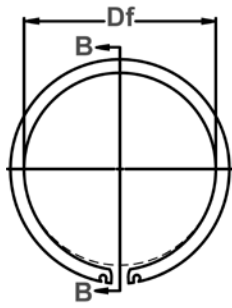




# USH 同心型止め輪

軸用 同心型止め輪 (インチ)  
 ノッチ付き  
 軸に加工した溝に嵌め込み  
 溝からはみ出ている部分が受けとして働き  
 部品を固定。



自由径 & 止め輪寸法  
 切断面 B-B

軸径 & 溝寸法

原材料: SAE 1060-1075

止め輪 番号	軸径			溝寸法			自由径		止め輪寸法					許容 静止時 荷重 (Lbs.)
				溝径	溝巾	深さ			板厚	板幅	間隙径	ノッチ寸法		
	Ds DEC	Ds FRACT.	Ds mm	Dg +/- .006	W +.005/- .000	d	Df	公差	T +/- .002	S +/- .005	A* +/- .1/16	深さ Nd +0/- .030	幅 Nw 参考	
USH-206	2.062	2-1/16	52.4	1.946	.086	.058	1.926	+ .000 - .060	.078	.187	.375	.093	.125	5400
USH-212	2.125	2-1/8	54.0	2.003	.086	.061	1.983		.078	.187	.375	.093	.125	5530
USH-215	2.156	2-5/32	54.8	2.032	.086	.062	2.012		.078	.187	.375	.093	.125	5680
USH-225	2.250	2-1/4	57.1	2.120	.086	.065	2.100		.078	.203	.375	.100	.125	6200
USH-231	2.312	2-5/16	58.7	2.178	.086	.067	2.158		.078	.203	.375	.100	.125	6580
USH-237	2.375	2-3/8	60.3	2.239	.086	.068	2.219		.078	.203	.375	.100	.125	6870
USH-243	2.438	2-7/16	61.9	2.299	.086	.069	2.279		.078	.203	.375	.100	.125	7130
USH-250	2.500	2-1/2	63.5	2.360	.086	.070	2.340		.078	.218	.375	.110	.125	7430
USH-255	2.559	-	65.0	2.419	.086	.070	2.399		.078	.218	.375	.110	.125	7590
USH-262	2.625	2-5/8	66.7	2.481	.086	.072	2.461		.078	.218	.375	.110	.125	8020
USH-268	2.688	2-11/16	68.3	2.541	.103	.073	2.521	.078	.218	.375	.110	.125	8320	
USH-275	2.750	2-3/4	69.8	2.602	.103	.074	2.577	.093	.218	.500	.110	.125	8650	
USH-287	2.875	2-7/8	73.0	2.721	.103	.077	2.696	.093	.218	.500	.110	.125	9330	
USH-293	2.938	2-15/16	74.6	2.779	.103	.079	2.754	.093	.218	.500	.110	.125	9840	
USH-300	3.000	3	76.2	2.838	.103	.081	2.813	.093	.218	.500	.110	.125	10310	
USH-306	3.062	3-1/16	77.8	2.898	.103	.082	2.873	.093	.218	.500	.110	.125	10530	
USH-312	3.125	3-1/8	79.4	2.957	.103	.084	2.932	.093	.218	.500	.110	.125	11170	
USH-315	3.156	3-5/32	80.2	2.986	.103	.085	2.961	.093	.250	.500	.125	.125	11370	
USH-325	3.250	3-1/4	82.5	3.076	.103	.087	3.051	.093	.250	.500	.125	.125	12000	
USH-334	3.346	3-11/32	85.0	3.166	.103	.090	3.141	.093	.250	.500	.125	.125	12810	
USH-343	3.438	3-7/16	87.3	3.257	.103	.090	3.232	.093	.250	.500	.125	.125	13100	
USH-350	3.500	3-1/2	88.9	3.316	.120	.092	3.286	.109	.250	.500	.125	.125	13640	
USH-354	3.543	-	90.0	3.357	.120	.093	3.327	.109	.250	.500	.125	.125	14000	
USH-362	3.625	3-5/8	92.1	3.435	.120	.095	3.405	.109	.250	.500	.125	.125	14580	
USH-368	3.688	3-11/16	93.7	3.493	.120	.097	3.463	.109	.250	.500	.125	.125	14650	
USH-375	3.750	3-3/4	95.2	3.552	.120	.099	3.522	.109	.281	.562	.150	.125	15800	
USH-387	3.875	3-7/8	98.4	3.673	.120	.101	3.643	.109	.281	.562	.150	.125	16600	
USH-393	3.938	3-15/16	100.0	3.734	.120	.102	3.704	.109	.281	.562	.150	.125	17040	
USH-400	4.000	4	101.6	3.792	.120	.104	3.762	.109	.281	.562	.150	.125	17640	
USH-425	4.250	4-1/4	108.0	4.065	.120	.092	4.025	.109	.281	.625	.150	.125	16600	
USH-437	4.375	4-3/8	111.1	4.190	.120	.092	4.150	.109	.281	.625	.150	.125	17100	
USH-450	4.500	4 1/2	114.3	4.310	.120	.095	4.270	.109	.312	.625	.180	.125	18230	
USH-475	4.750	4-3/4	120.6	4.550	.120	.100	4.510	.109	.312	.625	.180	.125	19160	
USH-500	5.000	5	127.0	4.790	.120	.105	4.750	.109	.312	.625	.180	.125	22280	

\*溝装着時

単位: inch

硬さ: 全サイズ: HRC 47 ~ 53

その他の先端部形状をご希望の場合は、japan@rotorclip.comまでお問い合わせ下さい。

